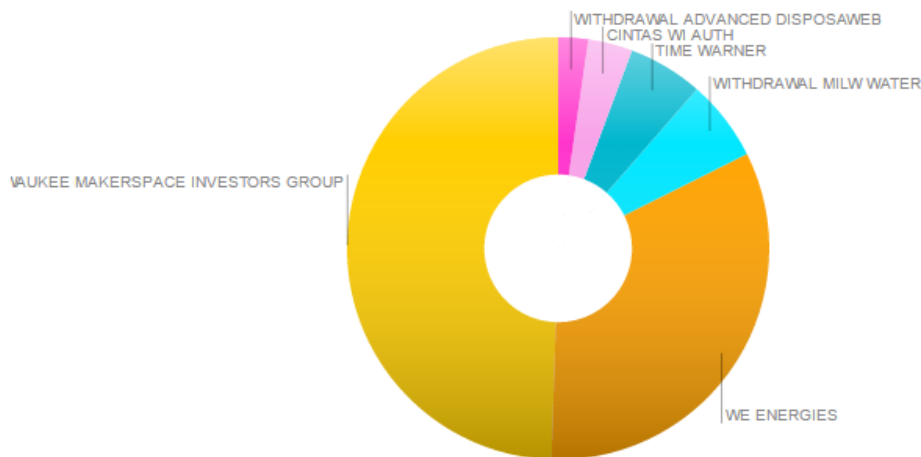


March 2016 Treasurer Report

Membership Growth

	General Members	Family Members	Total Members
November 2015	158	21	179
December 2015	174	25	199
January 2016	173	27	200
February 2016	188	33	221
March 2016	189	35	224

February 2016 Spending



Your Spending

MERCHANT	SPENDING
Milwaukee Makerspace Investors Group	\$3,000.00
We Energies	\$1,992.85
Withdrawal Milw Water	\$376.10
Time Warner	\$347.32
Cintas Wi Auth	\$205.80
Withdrawal Advanced Disposaweb	\$138.57
Total	\$6,060.64

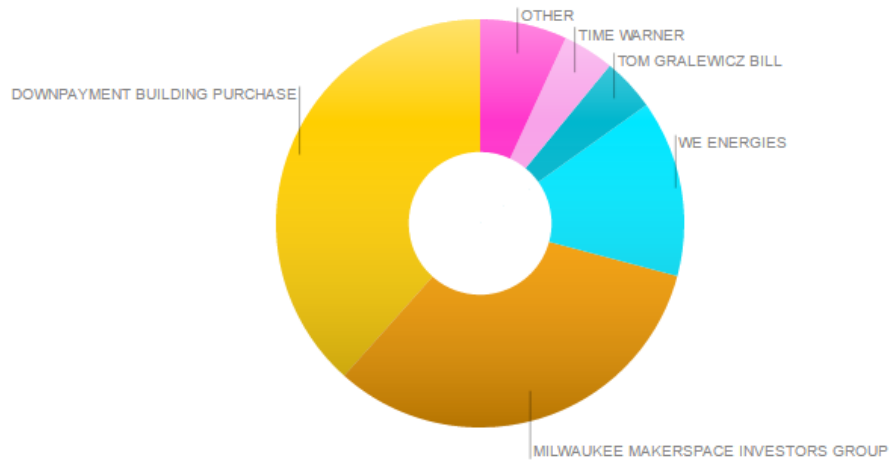
Most Purchases

5
at Cintas Wi Auth

Most Expensive per Visit

\$3,000
Milwaukee Makerspace
Investors Group

YTD Spending



Your Spending

MERCHANT	SPENDING
Downpayment Building Purchase	\$39,083.64
Milwaukee Makerspace Investors Group	\$33,000.00
We Energies	\$14,244.29
Tom Gralewicz Bill	\$4,277.57
Time Warner	\$4,136.26
Withdrawal Robertson Ryan	\$2,032.00
Withdrawal Milw Water	\$999.93
Withdrawal Advanced Disposaweb	\$846.46
Advanced Disposaweb Pay	\$832.73
Wild Apricot Auth	\$540.00
Cintas Wi Auth	\$518.60
For Brant Holeman	\$390.00
Milw Water Workswater	\$360.33
Milw Water Works	\$355.59
Menard	\$52.32
Www Hover Com	\$46.12
Miscellaneous Item Returned	\$30.00
Show fewer	
Total	\$101,745.84

Top Merchant

\$39,084
at Downpayment Building Purchase

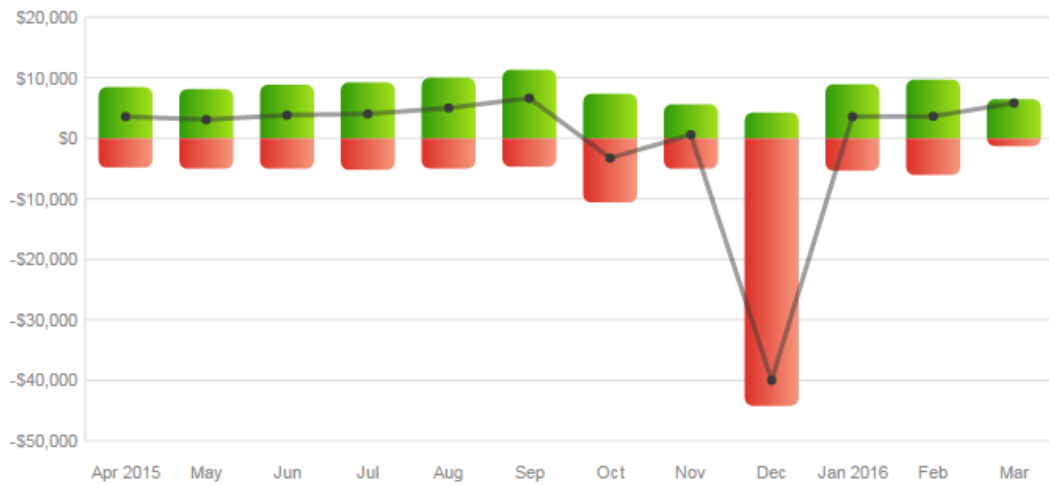
Most Purchases

12
at Time Warner

Most Expensive per Visit

\$39,083
Downpayment Building Purchase

YTD Net Income



— Net Income ■ Your Income ■ Your Spending

Your Net Income

DATES	INCOME	EXPENSE	NET
April 2015	\$8,430.97	-\$4,855.24	\$3,575.73
May 2015	\$8,111.49	-\$5,038.05	\$3,073.44
June 2015	\$8,840.87	-\$5,023.31	\$3,817.56
July 2015	\$9,247.97	-\$5,220.23	\$4,027.74
August 2015	\$9,992.56	-\$4,990.90	\$5,001.66
September 2015	\$11,306.52	-\$4,681.92	\$6,624.60
October 2015	\$7,342.23	-\$10,619.18	-\$3,276.95
November 2015	\$5,620.26	-\$5,041.16	\$579.10
December 2015	\$4,232.20	-\$44,211.87	-\$39,979.67
January 2016	\$8,934.89	-\$5,364.89	\$3,570.00
February 2016	\$9,697.02	-\$6,060.64	\$3,636.38
March 2016	\$6,460.75	-\$638.45	\$5,822.30
Show fewer			
Total	\$98,217.73	-\$101,745.84	-\$3,528.11

Best Month

\$6,625
in September 2015

Worst Month

-\$39,979
in December 2015

Greatest Change

\$43,549
from December 2015 to
January 2016

Average

-\$294
per month